




Early literacy begins with you and your child. Help your child get ready to read by doing simple activities every day.

May 2025

Sunday	Monday	Tuesday	Wednesday	Thursday	Friday	Saturday
			<div>1</div> <div>Play “Springtime I Spy” and look for a robin, flowers and bees.</div>	<div>2</div> <div>Talk about flowers that are blooming and the different colors you see.</div>	<div>3</div> <div>Use cooked spaghetti noodles to make letters or numbers!</div>	
<div>4</div> <div>Take a walk and find something tall and something small.</div>	<div>5</div> <div>Sing “It is Springtime.” (lyrics on back)</div>	<div>6</div> <div>Draw a picture of what you would like to eat for dinner.</div>	<div>7</div> <div>Point out the first letter of your child’s name. Look for that letter wherever you go today!</div>	<div>8</div> <div>Read the “Beehive” rhyme. Repeat the rhyming words bees, sees; hive, five. (rhyme on back)</div>	<div>9</div> <div>Make a card for someone you love.</div>	<div>10</div> <div>Play a fun game with Mom or go for a walk outside with her.</div>
<div>11</div> <div>Happy Mother’s Day! Hug your mom and say “I love you!”</div>	<div>12</div> <div>Pretend to be your favorite animal! What sounds will you make? How will you move?</div>	<div>13</div> <div>Read a book about bugs!</div>	<div>14</div> <div>Opening a clothespin takes a lot of finger strength. Where can you clip a clothespin?</div>	<div>15</div> <div>Draw pictures of animals with your child.</div>	<div>16</div> <div>Read Caps for Sale and see how many hats you can balance on your head!</div>	<div>17</div> <div>Sing “The Grand Old Duke of York” and march around or bounce! (lyrics on back)</div>
<div>18</div> <div>Sort LEGOs by color.</div>	<div>19</div> <div>Go outside and draw a picture of what you see.</div>	<div>20</div> <div>Sing “The Farmer Plants the Seeds.” (lyrics on back)</div>	<div>21</div> <div>When reading, use different voices for the different characters.</div>	<div>22</div> <div>Get the mail together and talk about what was received.</div>	<div>23</div> <div>Sing the alphabet song using a deep voice and then again using a high voice.</div>	<div>24</div> <div>Make up silly rhymes and repeat them with your child.</div>
<div>25</div> <div>Make a necklace by stringing beads or buttons on yarn or ribbon.</div>	<div>26</div> <div>Say and do “The Beehive” fingerplay. (words on back)</div>	<div>27</div> <div>Sing a song you know and clap along!</div>	<div>28</div> <div>Go outside and count how many bugs you find.</div>	<div>29</div> <div>Share a poem from a book.</div>	<div>30</div> <div>Sing a silly song describing what you do in the morning. Any tune will work!</div>	<div>31</div> <div>Visit the Library to get the June activity calendar or visit our website farmlib.org/for-kids</div>

talk • sing • read • write • play

These are five of the best practices to prepare children to read. Have fun with your child!

Songs, Rhymes & Fun Activities

Children learn best by doing. Have fun together!

The Farmer Plants the Seeds Tune: The Farmer in the Dell

The farmer plants the seeds,
The farmer plants the seeds,
Hi, ho, the derry-o,
The farmer plants the seeds.

Other verses:
The rain begins to fall...
The sun begins to shine...
The plants begin to grow...
The flowers smile at me...



Read *Caps for Sale* and see how many hats you can balance on your head!



Sort LEGOs by color.

It Is Springtime Sung To: "Are You Sleeping"

It is springtime, it is springtime
Winter's gone, winter's gone
Summertime is coming, summertime is coming
It won't be long, it won't be long.

The Grand Old Duke of York

Oh, the Grand Old Duke of York, (bounce child on your knee)
He had ten thousand men.
He marched them up to the top of the hill, (lift child up high)
And marched them down again. (bring child back down)
Oh, and when they're up, they're up. (lift child up high)
And when they're down, they're down. (bring child back down)
And when they're only half way up, (hold child only half as high)
They're neither up nor down. (Hold child up high, then bring child back down)
He marched them to the left. (lean child to the left)
He marched them to the right. (lean child to the right)
He marched them all around the town. (gently bounce child)
Now wasn't that a sight!

The Beehive

Here is the beehive. (hold up fist)
Where are the bees?
Hiding away where nobody sees. (point to fist)
Watch as they fly out of their hive
One, two, three, four, five. (hold fingers up one at a time)
Bzzzzzzzz! (wiggle fingers)



Use cooked spaghetti noodles to make letters or numbers!



Read a book about bugs!

Your Library has many resources to help you talk, sing, read, write and play with your child. Visit us soon!

FCL Farmington Hills: 32737 W. 12 Mile Rd. Farmington Hills, MI 48334. Children's Dept: (248) 848-4315

FCL Farmington: 23500 Liberty St. Farmington, MI 48335. Children's Dept: (248) 473-3118