





Early literacy begins with you and your child. Help your child get ready to read by doing simple activities every day.

September 2025

Sunday	Monday	Tuesday	Wednesday	Thursday	Friday	Saturday
	1 Write your name on the sidewalk with a paintbrush and water.	2 Have your child draw a picture of something they did this summer. Write down what they describe.	3 Talk about farm animals and make their sounds.	4 Sing "Old MacDonald." (lyrics on back)	5 Have your child try threading pipe cleaners through the holes in a colander.	6 Spread out a blanket on the grass and read a book in the sun or shade!
7 Call Grandma and Grandpa today and wish them a Happy Grandparent's Day!	8 Draw an apple tree. How many apples did you put on your tree?	9 Talk about all the red things you can find in your kitchen.	10 Read outside in a sunny place!	11 Fingerpaint with pudding on a plate.	12 Sing "Mary Had a Little Lamb." (lyrics on back)	13 Bowl at home using empty plastic bottles and a small ball.
14 Bounce a ball outside. Can you catch it between bounces?	15 During bath time, fill and empty containers and talk about what you are doing.	16 Read some Mother Goose rhymes. (rhymes on back)	17 Make letters and shapes out of playdough.	18 Sing "Head, Shoulders, Knees and Toes." (lyrics on back)	19 Cut up the front of a cereal box and make your own puzzle.	20 Go for a letter walk. Where can you find letters - on street signs, license plates, buildings?
21 Play hide and seek.	22 Sing the ABCs with a squeaky voice.	23 Use a towel to make a cape and play "super hero."	24 What letter begins your name? Practice writing that letter.	25 Read a book about animals.	26 Sing your favorite song!	27 Go outside and count all the cars you can see. Talk about their colors.
28 Cut open an apple and talk about what you see inside.	29 Play with a balloon. Count how many times you can tap it in the air before it hits the ground.	30 Visit the Library to get the October activity calendar or visit our website farmlib.org/for-kids	  			

talk • sing • read • write • play

These are five of the best practices to prepare children to read. Have fun with your child!

Songs, Rhymes & Fun Activities


Children learn best by doing. Have fun together!

Head, Shoulders, Knees and Toes

Head and shoulders knees and toes
Knees and toes
Head and shoulders knees and toes
Knees and toes
And eyes and ears
And mouth and nose
Head and shoulders knees and toes
Knees and toes



Go for a letter walk. Where can you find letters - on street signs, license plates, buildings?



Cut up the front of a cereal box and make your own puzzle.

Hickory, Dickory, Dock

Hickory, dickory, dock,
The mouse ran up the clock;
The clock struck one,
The mouse ran down;
Hickory, dickory, dock.



Try threading pipe cleaners through the holes of a colander.

Jack and Jill

Jack and Jill went up the hill,
To fetch a pail of water;
Jack fell down, and broke his crown,
And Jill came tumbling after.



Bowl at home using empty plastic bottles and a small ball.

Mary Had a Little Lamb

Mary had a little lamb
Little lamb, little lamb
Mary had a little lamb
Its fleece was white as snow
And everywhere that Mary went
Mary went, Mary went
Everywhere that Mary went
The lamb was sure to go



Old MacDonald Had a Farm

Old MACDONALD had a farm
E-I-E-I-O
And on his farm he had a cow
E-I-E-I-O
With a moo moo here
And a moo moo there
Here a moo, there a moo
Everywhere a moo moo
Old MacDonald had a farm
E-I-E-I-O

(Also try singing song with horse, chicken, pig and other farm animals sounds!)

Cluck! Cluck!



Your Library has many resources to help you talk, sing, read, write and play with your child.

FCL Farmington Hills: 32737 W. 12 Mile Rd. Farmington Hills, MI 48334 (248) 848-4315

FCL Farmington: 23500 Liberty St. Farmington, MI 48335 (248) 473-3118